

ZAXIS-7 series

HITACHI

Reliable Solutions

ZAXIS 95US / USB



HYDRAULIC EXCAVATOR

Model code : ZX95US-7

Engine rated power : 50.4 kW

Operating weight : 8 320 – 9 020 kg

Bucket ISO heaped : 0.28 m³

Model code : ZX95USB-7

Engine rated power : 50.4 kW

Operating weight : Mono boom : 8 760 – 9 460 kg / 2 Piece boom : 9 150 – 9 850 kg

Bucket ISO heaped : 0.28 m³

You're in control

You're at the heart of the design for our latest range of excavators. To continuously improve on previous generation machines we've focused on enhancing your experience in the cab as an operator.

We've considered the challenges you face as the owner of a successful business. And we've zoomed in on the ways in which we can support you over the life cycle of your machine.

By putting you at the heart of the Zaxis-7 range, we invite you to take control – over your workspace and your fleet. And by working in partnership, we will help you to create your vision.

Scan the QR code to view the product film of the ZX95US/USB-7 and discover their capabilities





Inside



In control of your business

8. Improve your profit



In control of your comfort

10. Feel the difference



In control of your environment

12. Increase your safety



In control of your assets

14. Boost your uptime



In control of your fleet

16. Manage your machine



In control of your uptime

18. Protect your investment




In control of your performance

20. Get more from your machine

Complete control

The new Zaxis-7 compact excavators put you firmly in control, so you can feel assured of your machine's performance, and supported by the technological expertise and services that Hitachi provides.



The spacious cab interior provides a more comfortable working environment.



Sensors monitor oil continuously and contribute to preventative maintenance, helping to reduce downtime.



ConSite Pocket app allows you to manage and monitor your fleet remotely.



Options such as Hitachi ground engaging tools enable you to enhance the performance of your excavator.




Improved access to components ensures maintenance is quick and easy.



Integrated console and seat suspension gives a greater sense of control, and helps to reduce fatigue.




Visibility of the job site is excellent thanks to the Aerial Angle camera system and new LCD monitor.



Powerful Stage V-compliant engine does not need an SCR system, reducing life-cycle costs.



The short turning radius and short distance between the bucket and blade make it ideal for confined spaces.



The ECO gauge on the monitor indicates how to lower fuel consumption and reduce costs.





1

2

3

4

5

6

13

7

9

8

12

11

14

10

Control zone

Enhanced comfort and safety features are at your fingertips in the refined cab of Zaxis-7 excavators, giving you the power to perform productively, with ease and reduced fatigue.

- ① **Increased sweeping area of parallel link wiper** enhances visibility in difficult working conditions.
- ② **Air conditioning and audio** are easily controlled via the monitor.
- ③ **Low-reflective colour 8" LCD monitor** is easy to view and navigate.
- ④ **USB socket and smartphone holder** helps you stay connected.
- ⑤ **Drinks holder** is easy to detach for cleaning.
- ⑥ **Blade lever** to adjust speed and angle quickly and easily.
- ⑦ **Ergonomically designed controls** are responsive and user-friendly, preventing fatigue.
- ⑧ **Bluetooth®** for hands-free calls and **DAB+** radio for music while you work.
- ⑨ **Multifunctional control panel** makes operation easier.
- ⑩ **Improved sound isolation** makes this one of the quietest cabs in the market.
- ⑪ **Adjustable armrest** – both angle and height are manually adjustable – and **coat hooks** take care of personal belongings.
- ⑫ **Integrated console and seat suspension** gives a greater sense of control and helps to reduce fatigue.
- ⑬ **Increased legroom** creates a more spacious cab.
- ⑭ **Optimal pedal layout** helps to reduce fatigue.



Operation is easy with ergonomically designed controls and switches.



Bluetooth® connection for hands-free calls while you work.



Improve your profit

The success of your business depends on the reliability and efficiency of your construction machinery. With Zaxis-7 compact excavators, you can count on the highest quality, the ultimate in operating comfort and reduced running costs – all of which will have a positive impact on your bottom line.

You can look forward to increasing your profits thanks to the powerful performance of the new Zaxis-7 machines. Larger than the previous generation ZX85-6, they offer 10% greater stability and 4% greater digging force, boosting productivity.

Life-cycle costs are reduced with the new Stage V-compliant engine, which does not require an SCR system. This eliminates the need for urea, filter replacements and associated maintenance, saving you time and money. Your operators can also control fuel efficiency – and reduce costs – by using the all-new ECO gauge. This is clearly visible on the multifunctional colour LCD eight-inch monitor.

In addition, you can boost your profits by working on a wider range of projects thanks to their excellent versatility. Different attachments are quickly changed using the enhanced attachment support system on the monitor, and the factory-ready quick hitch system including piping. Choose from a variety of specifications to suit any job site, including mono and two-piece boom.

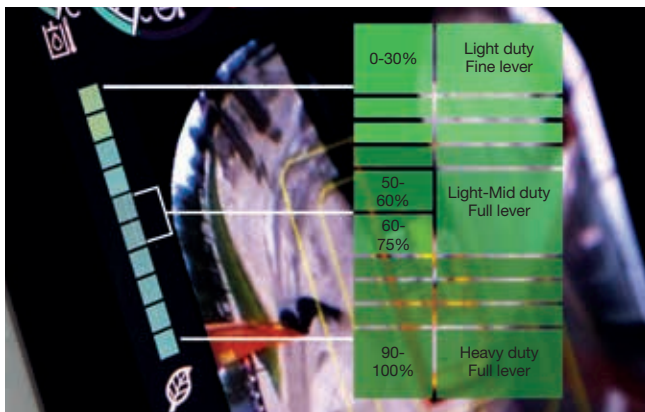
Your operators can work safely in confined areas thanks to the compact size, short turning radius and shorter distance between the bucket and blade. Grading and levelling are completed quickly and easily using the optional floating angle blade. And adjusting the blade angle left or right by up to 25 degrees increases precision and efficiency.



The optional floating angle blade is ideal for grading and levelling.



Short distance between the bucket and blade enhances efficiency and safety.



The ECO gauge helps to deliver better fuel consumption.



Increased lifting capacity enables greater versatility.



You're in control with a spacious, tidy and enjoyable working environment.



The cab is easy to access thanks to lower entry level and wide entrance.



The LCD monitor is easy to view with hi-res anti-glare screen.



**In control of your
comfort**



Feel the difference

The redesigned, state-of-the-art Zaxis-7 excavator cab gives you the perfect working environment. The ultra-spacious ZX95US-7 and ZX95USB-7 offer you an industry-leading, first-class cab with the ultimate in comfort and quality, as well as some of the lowest noise levels in the market.

Feel the difference with the synchronised motion of the seat and console, designed to ensure you feel less tired at the end of the working day. Stretch out in the most spacious Hitachi Construction Machinery cab yet, with improved pedal layout and ample legroom. And sit comfortably thanks to the easily adjustable console height with three positions to choose from.

Easy operation comes from the new ergonomic design of the console and switches, and convenient access to controls. You can navigate quickly through the menu on the 8" LCD monitor with the multifunctional controller. The hi-res anti-glare screen is also easier to view, and the refreshed layout offers a clear display and desirable functionality – such as air conditioning, DAB+ radio and Bluetooth®.

With more storage for your personal belongings, such as your coat, smartphone and drink, you'll feel instantly relaxed and ready for your shift. Added practical functions to the joysticks, such as wiper, engine idle and audio mute controls, will make your working day effortless and enjoyable.



Ergonomic multifunctional control panel provides easy access.

In control of your
environment



Increase your safety

Your ability to work safely is vital, not only for your own wellbeing, but also for the successful completion of any project. To protect yourself and your machine from potential hazards, the new Zaxis-7 excavators give you a superior view of your surroundings, so you can see the job site from all angles.

The visibility you enjoy from the cab includes an exceptional 270-degree bird's-eye view with the Aerial Angle camera system. You can choose from five image options to view the machine's immediate environment, which enables you to control your own safety – as well as that of those around you.

To help you to work more confidently and efficiently, even in the most challenging of conditions, Zaxis-7 excavators are fitted with some impressive new features. From the optional ambient light that makes the camera easier to view, to the repositioning of the lights on the boom and cab to illuminate the job site more effectively, you'll have the visibility you need when it matters most.



The fuel tank has also been repositioned to make it easier and safer to refill.



Control your safety with the 270-degree view Aerial Angle camera system.



Choose between different image layouts to suit your working environment.



Relocated boom and cab lights improve visibility in challenging conditions.




Designed for durability and easy maintenance, Zaxis-7 excavators increase uptime and reduce the total cost of ownership.



Convenience access to all filters in one compartment.



The battery is easy to replace.



The radiator is easily accessible for cleaning.



In control of your assets



Boost your uptime

Completing a project on time and on budget depends on the ability of your construction equipment to perform all day, every day. That's why Hitachi Construction Machinery owners have profited from generations of ultra-reliable and durable machinery – and the Zaxis-7 range is no exception.

The latest excavators have been built to last, so that you can remain in complete control of your assets. They have been tested rigorously and continuously at dedicated facilities in Japan with the goal of significantly boosting your uptime.

Downtime is minimised by the priority given to easy maintenance and cleaning – saving you time and money. The spacious engine compartment makes it easy to carry out servicing and maintenance, the radiator is easily accessible, and the battery is easy to replace. All filters are conveniently available in one compartment for quick and easy replacement.



Manage your machine

Hitachi Construction Machinery offers a wide range of after-sales services to help you feel in total control of your fleet and workload. These initiatives give you access to vital data and tools to manage your machine.

Remote monitoring systems Owner's Site and ConSite send operational data daily via GPRS or satellite from your excavator to www.globaleservice.com. This includes: ratios of operating hours to enhance efficiency; fuel consumption to manage running costs; and machine location for planning purposes. ConSite summarises the information in a monthly email.

The ConSite Pocket App sends you real-time alerts for issues arising with your machine. You'll receive recommendations on what to do and step-by-step help guides. The app also enables you to see the location of your fleet.

A unique innovation continuously monitors the quality of engine and hydraulic oil, 24/7. Data is transmitted daily via two oil sensors to Global e-Service. These detect if the oil quality has deteriorated, due to contamination or low viscosity. If this happens, you and your authorised Hitachi Construction Machinery dealer will receive an alert.

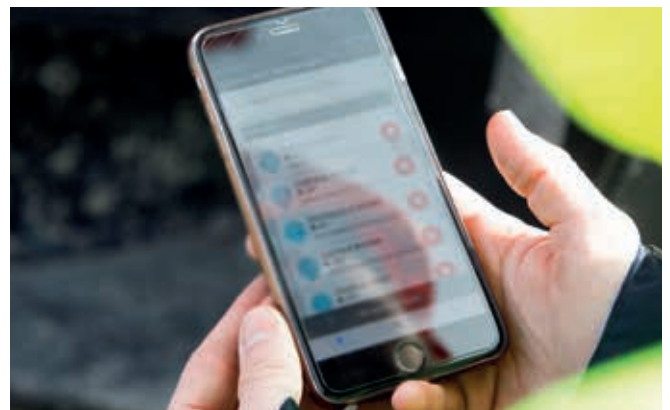
This innovative feature provides accurate estimations of when oil changes are required. It reduces maintenance and unscheduled downtime, and gives you peace of mind thanks to scheduled servicing and ultimately a higher resale value.



The unique oil sensor reduces maintenance and downtime.




A wide range of data on Global e-Service enhances efficiency.



The alerts on the ConSite Pocket App provide real-time information.



Hitachi offers a wide range of after-sales services for planning maintenance and managing running costs.



Hitachi Construction Machinery provides the highest level of technical support.



Minimise downtime with Hitachi Construction Machinery Genuine Parts.



HELP extended warranties and service contracts provide optimal performance.



Hitachi Construction Machinery Premium Rental enables you to pay as you earn.



In control of your uptime



Protect your investment

If your machine will be working in severe conditions, or you want to minimise repair costs, you can take advantage of a unique extended warranty programme called HELP (Hitachi Extended Life Program) and comprehensive service contracts. These can help to optimise performance, reduce downtime and ensure a higher resale value.

We apply the same technological expertise to our wide range of high-quality parts as we do our machines. As a result, you can minimise unscheduled downtime and ensure maximum availability.

The parts range includes Hitachi Construction Machinery Genuine Parts, Performance Parts, filters, undercarriages, and remanufactured components. We also offer ground engaging tools and buckets, which have been manufactured to the same exacting standards.

As your business grows, you may need to extend your fleet to meet the demands of new contracts. Why not try before you buy with the Hitachi Construction Machinery Premium Rental programme? This gives you immediate access to Zaxis-7 excavators for a period of one month to a year.

Along with the reliability, quality and service you would expect from the Hitachi Construction Machinery brand, Premium Rental offers flexible contracts and fixed costs that make it easier for you to budget.

In control of your
performance



GET more from your machine

Designed to work in perfect harmony with your machine, our durable hydraulic breakers, buckets and ground engaging tools (GET) will increase your profit by maximising productivity and uptime. Manufactured to the same high standards as all Hitachi Construction Machinery equipment, they offer unrivalled reliability and exceptional performance.

Buckets

You can increase the versatility of your excavator by choosing the right bucket for the job. For loading light materials or heavy-duty work, our buckets can be customised to meet your needs. You have a wide range of options to choose from – including GD, HD and XHD buckets with different capacities and widths – and quick coupler connections such as CW, pin grabber and S-coupling are also available.

Ground engaging tools

You can enhance the digging power and productivity of your excavator with Hitachi Construction Machinery GET. Quick and safe to install and replace, they fit precisely to your attachments and can be tailored to suit the task. Using GET can reduce your maintenance costs and downtime, lower fuel consumption and enhance the overall performance of your machine.

Breakers

High-performance hydraulic breakers – approved by Hitachi Construction Machinery – are perfectly suited to compact excavators. They are easy to maintain and user-friendly, and their high-quality materials ensure a long lifetime. This means reduced maintenance costs, fewer replacement parts and minimal downtime.



Hitachi buckets, GET and breakers are manufactured to the same high standards as all Hitachi construction equipment.



Hitachi Construction Machinery offers a wide variety of attachments to suit your application.



Hitachi breakers are lightweight with high impact energy.



Hitachi GET include self-sharpening teeth and reliable adapters to ensure a precise fit.



EH dump trucks and EX ultra-large excavators



Special application excavators



Create your vision

In control of your world

When you take delivery of your new machine, you become part of the latest generation of a global family. With a 70-year heritage in designing hydraulic excavators, and a reputation as the industry's leading mining machine manufacturer, the Hitachi Construction Machinery network will give you access to a range of exceptional equipment.

Hitachi Construction Machinery excavators, wheel loaders, rigid dump trucks and special application machines incorporate advanced technology and pioneering expertise. Made at state-of-the-art facilities, they are built to the highest standards. You'll also benefit from market-leading services and initiatives, such as Premium Rental and Premium Used, which have been created to enhance your experience as a customer.

Whatever vision you wish to create, Hitachi Construction Machinery has the product, people, solutions and services you need to make it become a reality – and empower you to take control of your world.



ZW wheel loaders



Mini excavators

SPECIFICATIONS

ENGINE	
Model	4TNV98CT
Type	4-cycle water-cooled, common rail direct injection exhaust turbo charger
Aspiration	Cooled EGR
Aftertreatment	Muffler filter
No. of cylinders	4
Rated power	
ISO 14396 : 2002 gross	50.4 kW at 2 000 min ⁻¹
ISO 9249 : 2007 net	49.8 kW at 2 000 min ⁻¹
Maximum torque	292.9 Nm at 1 300 min ⁻¹
Piston displacement	3.318 L
Bore and stroke	98 mm x 110 mm
Batteries	2 x 12 V / 60 Ah

HYDRAULIC SYSTEM				
Hydraulic Pumps				
Main pumps	3 variable displacement axial piston pumps			
Maximum oil flow	2 x 72 L/min			
	1 x 56 L/min			
Pilot pump	1 gear pump			
Maximum oil flow	20.0 L/min			
Hydraulic Motors				
Travel	2 variable displacement axial piston motors			
Swing	1 axial piston motor			
Relief Valve Settings				
Implement circuit	28.0 MPa			
Swing circuit	26.5 MPa			
Travel circuit	31.4 MPa			
Pilot circuit	3.9 MPa			
Hydraulic Cylinders				
ZX95US-7				
	Quantity	Bore	Rod diameter	Stroke
Boom	1	115 mm	70 mm	885 mm
Arm	1	95 mm	60 mm	900 mm
Bucket	1	85 mm	55 mm	730 mm
Blade	1	120 mm	70 mm	145 mm
ZX95USB-7				
	Quantity	Bore	Rod diameter	Stroke
Boom	1	115 mm	70 mm	915 mm
Arm	1	95 mm	60 mm	900 mm
Bucket	1	85 mm	55 mm	730 mm
Blade	1	120 mm	70 mm	145 mm
Boom swing	1	110 mm	60 mm	563 mm
Positioning ¹	2	110 mm	60 mm	432 mm

*1 : For 2-Piece boom

UPPERSTRUCTURE	
Revolving Frame	
D-section frame for resistance to deformation	
Swing Device	
Axial piston motor with planetary reduction gear is bathed in oil. Swing circle is single-row. Swing parking brake is spring-set/hydraulic-released disc type.	
Swing speed	10.1 min ⁻¹
Swing torque	16.6 kNm
Operator's Cab	
Independent spacious cab, 1 025 mm wide by 1 654 mm high, conforming to ISO* Standards. Reinforced glass windows on 4 sides for visibility. Front windows (upper and lower) can be opened. Reclining seat.	
* International Organization for Standardization	

UNDERCARRIAGE	
Tracks	
Tractor-type undercarriage. Welded track frame using selected materials. Side frame welded to track frame	
Numbers of Rollers on Each Side	
Upper rollers	1
Lower rollers	5
Track shoes	40
Travel Device	
Each track driven by 2-speed axial piston motor. Parking brake is spring-set/hydraulic-released disc type. Automatic transmission system: High-Low.	
Travel speeds	High : 0 to 5.0 km/h
	Low : 0 to 3.1 km/h
Maximum traction force	65.2 kN
Gradeability	70% (35 degree) continuous

SERVICE REFILL CAPACITIES	
Fuel tank	125.0 L
Engine coolant	13.1 L
Engine oil	12.3 L
Travel device (each side)	1.2 L
Hydraulic system	100.0 L
Hydraulic oil tank	52.0 L

ENVIRONMENT		
Engine Emissions		EU Stage V
Sounds Level		
Sound level in cab according to ISO 6396 :2008	ZX95US-7	LpA 70 dB(A)
	ZX95USB-7	LpA 69 dB(A)
External sound level according to ISO6395 : 2008 and EU Directive 2000/14/EC	ZX95US-7	LwA 99 dB(A)
	ZX95USB-7	LwA 99 dB(A)
Air Conditioning System		
The air conditioning system contains fluorinated greenhouse gases. Refrigerant type: HFO-1234yf, GWP: 4, Amount: 0.65 kg, CO ₂ e: 1.22 ton		

WEIGHTS AND GROUND PRESSURE

Operating Weight and Ground Pressure

			ZX95US-7	
Boom type			Monoblock	
Shoe type	Shoe width (mm)	Arm length (m)	kg	kPa
Grouser shoe	450	2.12	8 410	37
	600	2.12	8 590	29
Rubber shoe	450	2.12	8 320	37
Pad crawler shoe	450	2.12	8 450	37

Including 0.28 m³ (ISO 7451:2007 heaped) bucket weight 211 kg and counterweight 1 165 kg.

			ZX95USB-7			
Boom type			Monoblock		2-Piece	
Shoe type	Shoe width (mm)	Arm length (m)	kg	kPa	kg	kPa
Grouser shoe	450	1.62	-	-	9 170	41
		2.12	8 850	39	9 240	41
	600	1.62	-	-	9 350	31
		2.12	9 030	30	9 420	31
Rubber shoe	450	1.62	-	-	9 080	40
		2.12	8 760	39	9 150	41
Pad crawler shoe	450	1.62	-	-	9 210	41
		2.12	8 890	39	9 280	41

Including 0.28 m³ (ISO 7451:2007 heaped) bucket weight 211 kg and counterweight 1 165 kg.

BUCKET AND ARM DIGGING FORCE

Unit: kN

		ZX95US-7
Boom type		Monoblock boom
Arm length		2.12 m
Bucket digging force* ISO 6015 : 2006		57.5
Bucket digging force SAE: PCSA		50.1
Arm crowd force* ISO 6015 : 2006		34.5
Arm crowd force SAE : PCSA		33.0

* At power boost

Unit: kN

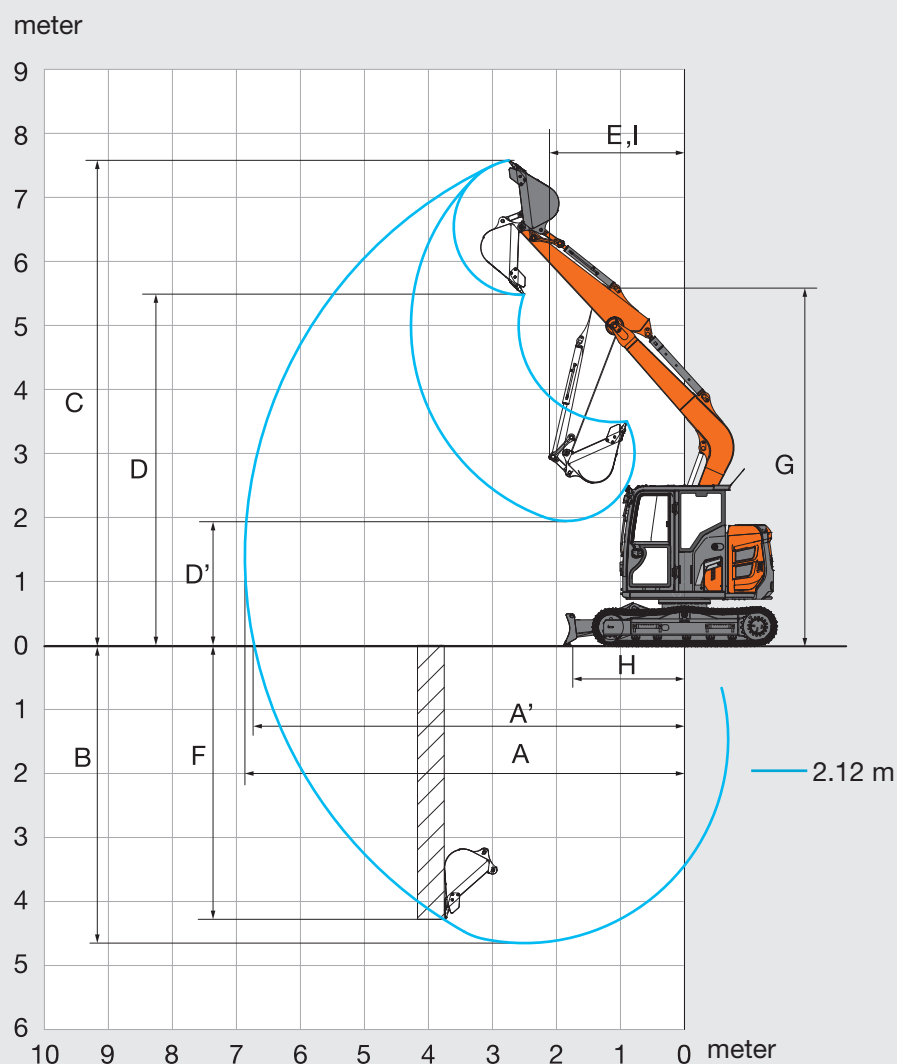
		ZX95USB-7	
Boom type		Monoblock boom	2-Piece boom
Arm length		2.12 m	1.62 m 2.12 m
Bucket digging force* ISO 6015 : 2006		57.5	57.5 57.5
Bucket digging force SAE: PCSA		50.1	50.1 50.1
Arm crowd force* ISO 6015 : 2006		34.5	40.2 34.5
Arm crowd force SAE : PCSA		33.0	38.1 33.0

* At power boost

SPECIFICATIONS

ZX95US-7

WORKING RANGES

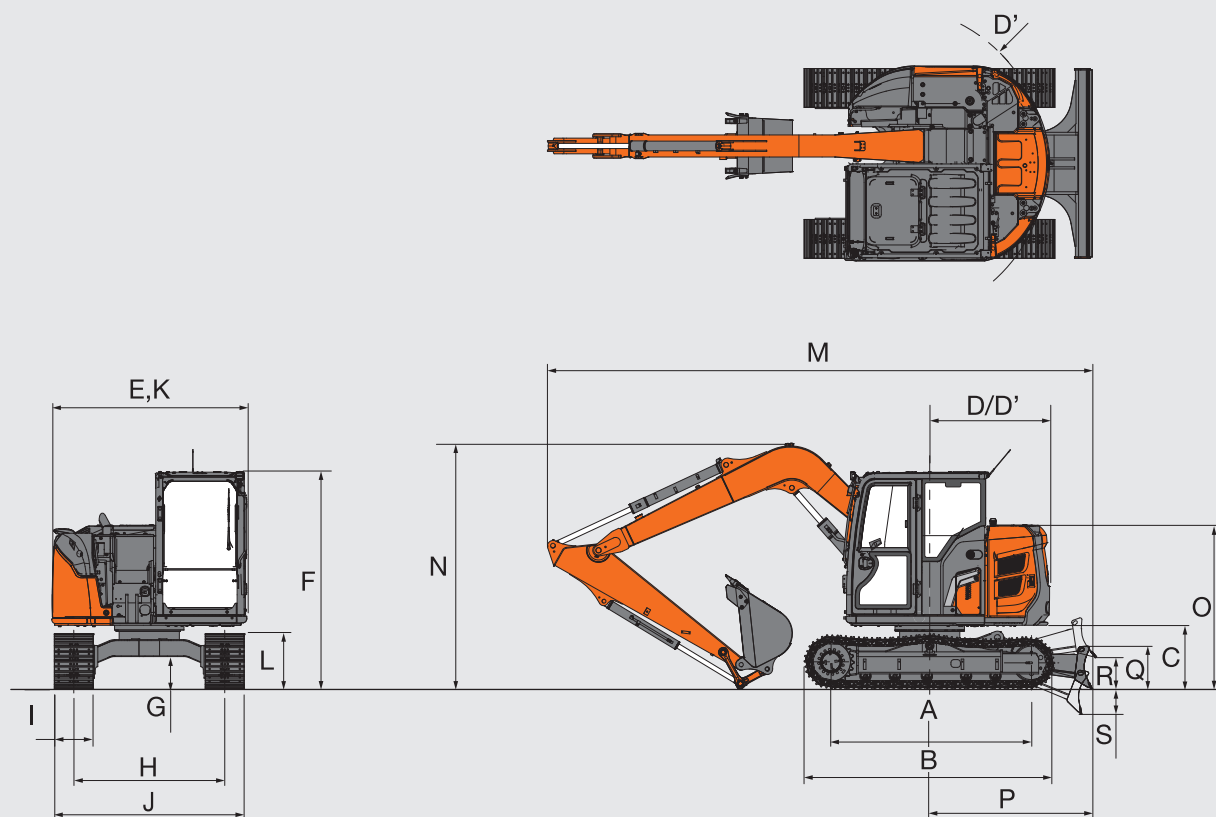


Unit: mm

	ZX95US-7
	Monoblock boom
Arm length	2.12 m
A Max. digging reach	6 870
A' Max. digging reach (on ground)	6 720
B Max. digging depth	4 650
C Max. cutting height	7 580
D Max. dumping height	5 480
D' Min. dumping height	1 950
E Min. swing radius	2 120
F Max. vertical wall digging depth	4 260
G Front height at Min. swing radius	5 570
H Min.level crowding distance	1 630
I Working radius at Min. swing radius (Max. boom-swing angle)	-

Excluding track shoe lug

DIMENSIONS



Unit: mm

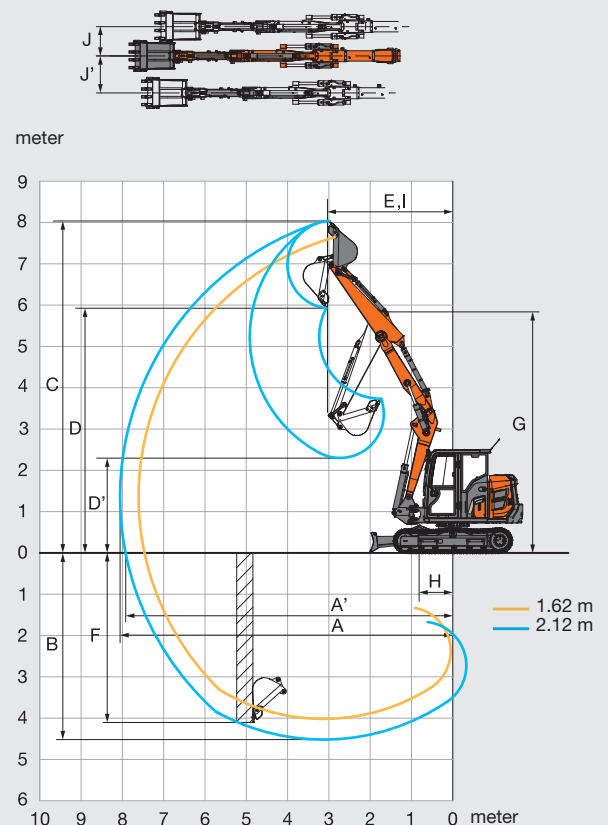
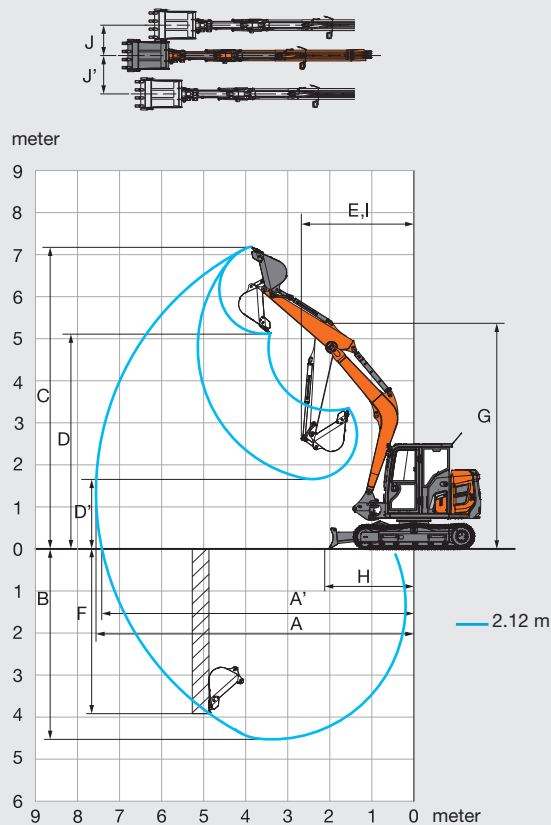
	ZX95US-7
	Monoblock boom
A Distance between tumblers	2 295
B Undercarriage length	2 900
C Counterweight clearance	720
D Rear-end swing radius	1 390
D' Rear-end length	1 390
E Overall width of upperstructure	2 260
F Overall height of cab	2 530
G Min. ground clearance	360
H Track gauge	1 750
I Track shoe width	G 450
J Undercarriage width	2 200
K Overall width	2 260
L Track height	610
M Overall length	
With Arm 2.12 m	6 330
N Overall height of boom	
With Arm 2.12 m	2 930
O Engine cover-height	1 880
P Distance between the front end of blade and the axis of rotation	1 890
Q Blade height	472
R Blade bottom highest position above ground	370
S Blade bottom lowest position above ground	290

* Excluding track shoe lug G : Grouser shoe

SPECIFICATIONS

ZX95USB-7

WORKING RANGES

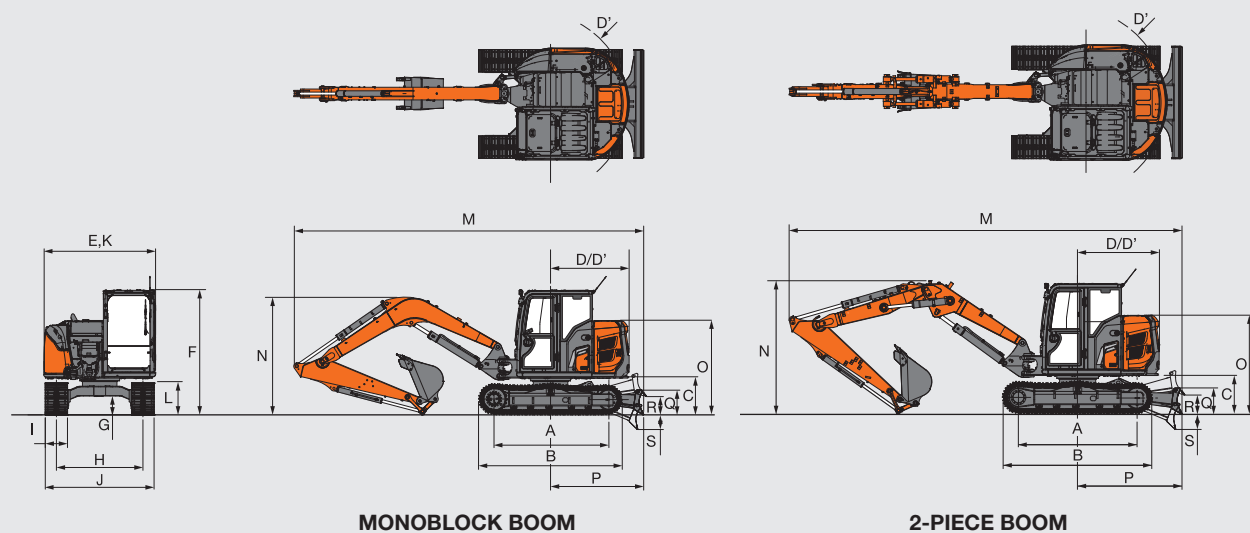


Unit: mm

	ZX95USB-7		
	Monoblock boom	2-Piece boom	
Arm length	2.12 m	1.62 m	2.12 m
A Max. digging reach	7 560	7 610	8 060
A' Max. digging reach (on ground)	7 420	7 470	7 920
B Max. digging depth	4 530	3 760	4 260
C Max. cutting height	7 190	7 690	8 040
D Max. dumping height	5 120	5 590	5 930
D' Min. dumping height	1 660	2 730	2 300
E Min. swing radius	2 680	2 750	3 020
F Max. vertical wall digging depth	3 900	3 650	4 110
G Front height at Min. swing radius	5 350	5 810	5 830
H Min.level crowding distance	2 140	990	720
I Working radius at Min. swing radius (Max. boom-swing angle)	2 210	2 080	2 210
J Offset distance (Max. boom-swing angle)	860	860	860
J' Offset distance (Max. boom-swing angle)	730	730	730
Max. boom-swing angle (deg.)	65 /55	65 /55	65 /55

Excluding track shoe lug

DIMENSIONS



Unit: mm

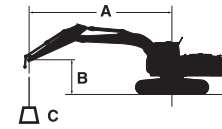
		ZX95USB-7	
		Monoblock boom	2-Piece boom
A	Distance between tumblers	2 295	2 295
B	Undercarriage length	2 900	2 900
*C	Counterweight clearance	720	720
D	Rear-end swing radius	1 590	1 590
D'	Rear-end length	1 590	1 590
E	Overall width of upperstructure	2 260	2 260
F	Overall height of cab	2 530	2 530
*G	Min. ground clearance	360	360
H	Track gauge	1 750	1 750
I	Track shoe width	450	450
J	Undercarriage width	2 200	2 200
K	Overall width	2 260	2 260
L	Track height	610	610
M	Overall length		
	With Arm 1.62 m	-	7 610
	With Arm 2.12 m	7 220	7 600
N	Overall height of boom		
	With Arm 1.62 m	-	2 530
	With Arm 2.12 m	2 530	2 780
O	Engine cover-height	1 880	1 880
P	Distance between the front end of blade and the axis of rotation	2 010	2 010
Q	Blade height	472	472
R	Blade bottom highest position above ground	390	390
S	Blade bottom lowest position above ground	340	340

* Excluding track shoe lug G : Grouser shoe

MACHINE CAPACITIES

ZX95US-7

- Notes: 1. Ratings are based on ISO 10567 : 2007.
 2. Machine capacity does not exceed 75% of tipping load with the machine on firm, level ground or 87% full hydraulic capacity.
 3. The load point is the center-line of the bucket pivot mounting pin on the arm.
 4. *Indicates load limited by hydraulic capacity.
 5. 0 m = Ground.



- A: Load radius
 B: Load point height
 C: Machine capacity

For machine capacities, subtract installed attachment and quick hitch weight from machine capacities.

To determine lifting capacities, apply "Rating over-side or 360 degrees" machine capacities from the table and deduct weight of installed attachment and quick hitch.

Optional feature may affect machine performance.

ZX95US-7 Monoblock boom, Blade above Ground

















Rating over-front



Rating over-side or 360 degrees

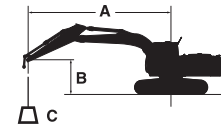
Unit : kg

Conditions	Load point height (m)	Load radius												At max. reach		
		1.0 m		2.0 m		3.0 m		4.0 m		5.0 m		6.0 m				
																meter
Boom 3.72 m Arm 2.12 m Counterweight 1 165 kg Grouser shoe 450 mm	5.0							*1 480	*1 480					*1 420	*1 420	4.52
	4.0					*1 450	*1 450	*1 520	*1 520	*1 600	1 360			*1 330	1 280	5.18
	3.0			*2 380	*2 380	*1 940	*1 940	*1 750	*1 750	1 650	1 340			*1 310	1 110	5.58
	2.0					*2 650	*2 650	*2 090	1 830	1 610	1 300			1 270	1 030	5.78
	1.0					*3 310	2 640	2 190	1 740	1 560	1 260			1 250	1 000	5.79
	0 (Ground)					3 320	2 530	2 120	1 670	1 520	1 220			1 280	1 030	5.63
	-1.0	*2 410	*2 410	*3 890	*3 890	3 270	2 490	2 080	1 640	1 510	1 200			1 400	1 120	5.27
	-2.0	*3 960	*3 960	*5 210	4 980	3 280	2 490	2 080	1 640					1 670	1 330	4.67
	-3.0			*4 260	*4 260	*2 950	2 550							*2 210	1 880	3.71
Boom 3.72 m Arm 2.12 m Counterweight 1 595 kg Grouser shoe 450 mm	5.0							*1 480	*1 480					*1 420	*1 420	4.52
	4.0					*1 450	*1 450	*1 520	*1 520	*1 600	1 550			*1 330	*1 330	5.18
	3.0			*2 380	*2 380	*1 940	*1 940	*1 750	*1 750	*1 670	1 530			*1 310	1 270	5.58
	2.0					*2 650	*2 650	*2 090	2 070	1 820	1 490			*1 340	1 180	5.78
	1.0					*3 310	3 000	*2 430	1 980	1 770	1 440			1 420	1 160	5.79
	0 (Ground)					*3 680	2 890	2 400	1 910	1 740	1 400			1 460	1 190	5.63
	-1.0	*2 410	*2 410	*3 890	*3 890	3 710	2 850	2 370	1 880	1 720	1 390			1 590	1 290	5.27
	-2.0	*3 960	*3 960	*5 210	*5 210	*3 570	2 850	2 370	1 880					1 900	1 530	4.67
	-3.0			*4 260	*4 260	*2 950	2 910							*2 210	2 140	3.71

MACHINE CAPACITIES

ZX95USB-7

- Notes:
1. Ratings are based on ISO 10567 : 2007.
 2. Machine capacity does not exceed 75% of tipping load with the machine on firm, level ground or 87% full hydraulic capacity.
 3. The load point is the center-line of the bucket pivot mounting pin on the arm.
 4. *Indicates load limited by hydraulic capacity.
 5. 0 m = Ground.



- A: Load radius
B: Load point height
C: Machine capacity

For machine capacities, subtract installed attachment and quick hitch weight from machine capacities.

To determine lifting capacities, apply "Rating over-side or 360 degrees" machine capacities from the table and deduct weight of installed attachment and quick hitch.

Optional feature may affect machine performance.

ZX95USB-7 Monoblock boom, Blade above Ground

















Rating over-front



Rating over-side or 360 degrees

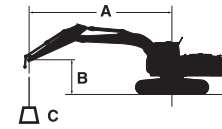
Unit : kg

Conditions	Load point height (m)	Load radius												At max. reach		
		1.0 m		2.0 m		3.0 m		4.0 m		5.0 m		6.0 m				
																meter
Boom 3.55 m Arm 2.12 m Counterweight 1 165 kg Grouser shoe 450 mm	5.0									1 780	1 460			1 720	1 400	5.10
	4.0							*1 960	*1 960	1 780	1 460			1 380	1 130	5.82
	3.0							*2 380	2 010	1 740	1 420	1 300	1 060	1 210	990	6.25
	2.0					3 720	2 880	2 360	1 890	1 680	1 370	1 270	1 030	1 130	920	6.46
	1.0					*2 740	2 640	2 240	1 780	1 620	1 310	1 240	1 000	1 100	890	6.49
	0 (Ground)					*3 130	2 560	2 160	1 710	1 570	1 260	1 210	980	1 130	910	6.33
	-1.0			*2 650	*2 650	3 350	2 550	2 130	1 680	1 550	1 240			1 220	980	5.96
	-2.0			*4 310	*4 310	3 380	2 570	2 140	1 690	1 560	1 250			1 430	1 150	5.34
	-3.0					*3 390	2 640	2 190	1 730					1 970	1 570	4.31
Boom 3.55 m Arm 2.12 m Counterweight 1 595 kg Grouser shoe 450 mm	5.0									*1 940	1 660			*1 750	1 600	5.10
	4.0							*1 960	*1 960	*1 940	1 660			1 560	1 290	5.82
	3.0							*2 380	2 270	1 970	1 620	1 480	1 220	1 380	1 140	6.25
	2.0					4 190	3 270	2 670	2 160	1 910	1 560	1 450	1 190	1 290	1 060	6.46
	1.0					*2 740	*2 740	2 550	2 040	1 850	1 500	1 420	1 160	1 260	1 040	6.49
	0 (Ground)					*3 130	2 950	2 470	1 970	1 800	1 460	1 400	1 140	1 300	1 060	6.33
	-1.0			*2 650	*2 650	3 830	2 940	2 440	1 940	1 780	1 440			1 400	1 140	5.96
	-2.0			*4 310	*4 310	3 850	2 960	2 450	1 950	1 780	1 440			1 630	1 330	5.34
	-3.0					*3 390	3 030	*2 380	2 000					*2 050	1 800	4.31

MACHINE CAPACITIES

ZX95USB-7

- Notes:
1. Ratings are based on ISO 10567 : 2007.
 2. Machine capacity does not exceed 75% of tipping load with the machine on firm, level ground or 87% full hydraulic capacity.
 3. The load point is the center-line of the bucket pivot mounting pin on the arm.
 4. *Indicates load limited by hydraulic capacity.
 5. 0 m = Ground.



- A: Load radius
B: Load point height
C: Machine capacity

For machine capacities, subtract installed attachment and quick hitch weight from machine capacities.

To determine lifting capacities, apply "Rating over-side or 360 degrees" machine capacities from the table and deduct weight of installed attachment and quick hitch.

Optional feature may affect machine performance.

ZX95USB-7 2-Piece boom, Blade above Ground


















Rating over-front



















Rating over-side or 360 degrees

Unit : kg

Conditions	Load point height (m)	Load radius												At max. reach		
		1.0 m		2.0 m		3.0 m		4.0 m		5.0 m		6.0 m				
																
Boom 3.93 m Arm 1.62 m Counterweight 1 165 kg Grouser shoe 450 mm	5.0							*2 470	2 070	1 730	1 390			1 620	1 300	5.16
	4.0							2 510	2 010	1 730	1 390			1 280	1 020	5.87
	3.0					*2 960	*2 960	2 360	1 870	1 660	1 330	1 220	980	1 120	890	6.30
	2.0							2 170	1 690	1 570	1 240	1 190	940	1 030	810	6.51
	1.0							2 020	1 550	1 490	1 160	1 140	900	1 000	790	6.54
	0 (Ground)							1 960	1 500	1 440	1 120	1 120	870	1 020	800	6.38
	-1.0					*2 980	2 290	1 950	1 490	1 420	1 100	1 110	870	1 110	870	6.01
	-2.0					*2 940	2 340	1 980	1 510	1 440	1 120			1 310	1 020	5.40
	-3.0															
Boom 3.93 m Arm 2.12 m Counterweight 1 165 kg Grouser shoe 450 mm	5.0							*2 140	2 120	1 780	1 430			1 350	1 080	5.75
	4.0							*2 310	2 060	1 750	1 410	1 260	1 010	1 110	880	6.38
	3.0							2 420	1 920	1 680	1 340	1 230	980	980	770	6.77
	2.0							2 210	1 730	1 580	1 240	1 180	930	910	710	6.96
	1.0							2 030	1 560	1 480	1 150	1 130	880	880	680	6.99
	0 (Ground)							1 920	1 460	1 410	1 080	1 080	840	890	690	6.84
	-1.0					*2 920	2 180	1 890	1 420	1 370	1 050	1 060	820	950	730	6.51
	-2.0					3 020	2 220	1 900	1 430	1 370	1 050			1 090	840	5.95
	-3.0															

ZX95USB-7 2-Piece boom, Blade above Ground

 Rating over-front  Rating over-side or 360 degrees Unit : kg

Conditions	Load point height (m)	Load radius												At max. reach		
		1.0 m		2.0 m		3.0 m		4.0 m		5.0 m		6.0 m				
																meter
Boom 3.93 m Arm 1.62 m Counterweight 1 595 kg Grouser shoe 450 mm	5.0							*2 470	2 330	1 960	1 590			1 840	1 490	5.16
	4.0							*2 640	2 270	1 950	1 590			1 470	1 190	5.87
	3.0					*2 960	*2 960	2 670	2 130	1 890	1 520	1 410	1 130	1 290	1 040	6.30
	2.0							2 480	1 950	1 800	1 440	1 370	1 100	1 190	960	6.51
	1.0							2 330	1 820	1 720	1 360	1 330	1 060	1 160	930	6.54
	0 (Ground)							2 270	1 760	1 660	1 310	1 300	1 030	1 190	950	6.38
	-1.0					*2 980	2 680	2 260	1 750	1 650	1 300	1 290	1 030	1 290	1 020	6.01
	-2.0					*2 940	2 730	2 280	1 770	1 670	1 310			1 470	1 200	5.40
	-3.0															
Boom 3.93 m Arm 2.12 m Counterweight 1 595 kg Grouser shoe 450 mm	5.0							*2 140	*2 140	*1 990	1 630			1 540	1 250	5.75
	4.0							*2 310	*2 310	1 980	1 610	1 440	1 160	1 280	1 030	6.38
	3.0							*2 720	2 180	1 900	1 540	1 410	1 140	1 130	910	6.77
	2.0							2 520	1 990	1 800	1 440	1 360	1 090	1 060	840	6.96
	1.0							2 340	1 820	1 710	1 350	1 310	1 040	1 030	810	6.99
	0 (Ground)							2 230	1 720	1 630	1 280	1 260	1 000	1 050	820	6.84
	-1.0					*2 920	2 570	2 190	1 690	1 600	1 250	1 240	980	1 110	880	6.51
	-2.0					3 500	2 610	2 200	1 690	1 600	1 250			1 270	1 000	5.95
	-3.0															

EQUIPMENT

● : Standard equipment ○ : Optional equipment – : Not applicable

ENGINE	ZX95US-7	ZX95USB-7
Aftertreatment device	●	●
Air cleaner double filters	●	●
Alternator 24 V - 60 A	●	●
Auto idle system	●	●
Auto shut-down control	●	●
Cartridge-type engine oil filter	●	●
Cartridge-type fuel main filter	●	●
ConSite OIL (sensor)	○	○
Dry-type air filter with evacuator valve (with air filter restriction indicator)	●	●
Electric fuel refilling pump	●	●
Engine oil drain coupler	●	●
Fan guard	●	●
Fuel cooler	●	●
Fuel pre-filter with water separator	●	●
Maintenance free pre-cleaner	○	○
PWR / ECO mode control	●	●
Radiator reserve tank	●	●
Radiator, oil cooler with one touch type cleaning interval extension net	○	○
Radiator, oil cooler with one touch type dust-proof indoor net	●	●

HYDRAULIC SYSTEM	ZX95US-7	ZX95USB-7
Auxiliary flow adjustment switching	○	○
Boom anti-drift valve	●	●
ConSite OIL (sensor)	○	○
Extra port for control valve	●	●
Full-flow filter	●	●
Hose rupture valve for arm cylinder	●	●
Hose rupture valve for boom cylinder	●	●
Hydraulic pilot type control levers	●	●
Low-temperature starting speed control	●	●
Main pump pressure and temperature sensor	●	●
Pilot control shut-off lever with neutral engine start system	●	●
Pilot filter	●	●
Suction filter	●	●
Swing drain filter	●	●
Swing parking brake	●	●
Travel parking brake	●	●
Two-speed travel system	●	●
Valve for extra piping	●	●
Variable reliefvalve for breaker and crusher	●	●
Work mode selector	●	●

CAB	ZX95US-7	ZX95USB-7
AUX function lever (breaker)	○	○
Blade lever with two-speed travel switch	●	●
Bluetooth® integrated DAB+radio	●	●
Cab with laminate glass only for front window	○	○
Control lever auto-lock	●	●
Defroster	●	●
Drink holder with hot and cool function	●	●
Electric horn	●	●
Engine shut-off switch	●	●
Equipped with reinforced glass windows	●	●
Evacuation hammer	●	●
Fire extinguisher mounting seat	●	●
Footrest	●	●
Floor mat	●	●
Front window washer (1 point)	●	●
Front window washer (2 points) *	○	○
Hands-free calling device	●	●
Hot and cool box	●	●
Intermittent windshield wipers	●	●
LED room light	●	●
Lower front window one-touch lock (release lever)	●	●
Magazine rack	○	○
OPG top guard, Level II (ISO 10262 : 1998) compliant	○	○
OPG front guard, Level II (ISO 10262 : 1998) compliant	○	○
Pilot shut-off lever	●	●
Power outlet 12 V	●	●
Rain guard (without OPG front guard) **	○	○
Rear tray	●	●
Retractable seat belt	●	●
Rubber radio antenna	●	●
ROPS (ISO 12117-2 : 2008) compliant cab	●	●
Seat : air suspension seat with heater	●	●
Seat adjustment part : backrest, armrest, height and angle, slide forward / back	●	●
Seat belt reminder	●	●
Smartphone holder	●	●
Sunscreen roller type (top window)	●	●
Sunscreen roller type (front window)	○	○
Tinted window glass (right side)	○	○
Transparent roof	●	●
USB power supply	●	●
Wide view wiper	○	○
Windows on front, upper and lower can be opened	●	●
Window (right side) guard pipe	●	–
4 fluid-filled elastic mounts	●	●
8 inch monitor	●	●
2 speakers	●	●

● : Standard equipment ○ : Optional equipment – : Not applicable

MONITOR SYSTEM	ZX95US-7	ZX95USB-7
Alarms:overheat, engine warning, engine oil pressure, alternator, minimum fuel level, air filter restriction, work mode, overload, etc	●	●
Alarm buzzers:overheat, engine oil pressure, overload, etc	●	●
Display of meters:water temperature, hour, fuel rate, clock, etc	●	●
Other diaplays:work mode, auto-idle, glow, rearview monitor, operating conditions, etc	●	●
35 language selection	●	●

LIGHTS	ZX95US-7	ZX95USB-7
Additional 3 cab roof front LED lights	○	○
Boom LED lights (boom x 1, cab front x 1)	●	●
3 ambient LED lights (side and rear view camera)	○	○

UPPER STRUCTURE	ZX95US-7	ZX95USB-7
Accumulator	●	●
AERIAL ANGLE (270-degree view camera system)	●	●
Auxiliary overload relief valve	●	●
Batteries 2 x 60 Ah	●	●
Fuel level float	●	●
Remote swing circle lubrication	●	●
Lockable tool box	●	●
Side view mirror (left side)	●	●
Undercover	●	●
1 165 kg counterweight	●	●
430 kg additional counterweight	○	○
2 way disconnect switch	●	●

UNDERCARRIAGE	ZX95US-7	ZX95USB-7
Angle blade	○	○
Blade	●	●
Blade float	○	○
Reinforced track links with pin seals	●	●
Travel motor covers	●	●
4 tie down hooks	●	●
450 mm grouser shoe	●	●
450 mm pad crawler shoe	○	○
450 mm rubber shoe	○	○
600 mm grouser shoe	○	○

FRONT ATTACHMENTS	ZX95US-7	ZX95USB-7
Assist piping	○	○
Dirt seal on all bucket pins	●	●
Extra piping	●	●
HN bushing	●	●
HRV cover	●	●
Reinforced resin thrust plate	●	●
WC (tungsten-carbide) thermal spraying	●	●
2 piece boom	–	○
1.62 m arm	–	– / ○***
2.12 m arm	●	●
Quick coupler piping	●	●

MISCELLANEOUS	ZX95US-7	ZX95USB-7
ConSite	○	○
Global e-service	●	●
Standard tool kit	●	●
Theft deterrent system ****	●	●

Standard and optional equipment may vary by country, so please consult authorized dealer for details.

* Double washer is only when equipped with wide-view wipers.

** Rain guard cannot be install when Cab front top guard and cab ceiling tower guard ISO (OPG) Level II conform ance (ISO 10262: 1998) are installed.

*** Only when Mono boom is equipped, it is not applicable and when 2 piece boom is equipped, it can be installed as option.

**** Hitachi Construction Machinery cannot be held liable for theft, any system will just minimize the risk of theft.

Prior to operating this machine, including satellite communication system, in a country other than a country of its intended use, it may be necessary to make modifications to it so that it complies with the local regulatory standards (including safety standards) and legal requirements of that particular country. Please do not export or operate this machine outside the country of its intended use until such compliance has been confirmed. Please contact your Hitachi dealer in case of questions about compliance.

These specifications are subject to change without notice.
Illustrations and photos show the standard models, and may or may not include optional equipment, accessories, and all standard equipment with some differences in colour and features.
Before use, read and understand the Operator's Manual for proper operation.

